

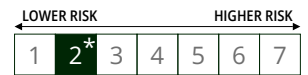
# CARMIGNAC PORTFOLIO FLEXIBLE BOND INCOME A EUR

LUXEMBOURG SICAV SUB-FUND



Recommended  
minimum investment  
horizon:

3 YEARS



LU1299302684

Monthly Factsheet - 28/06/2024

## INVESTMENT OBJECTIVE

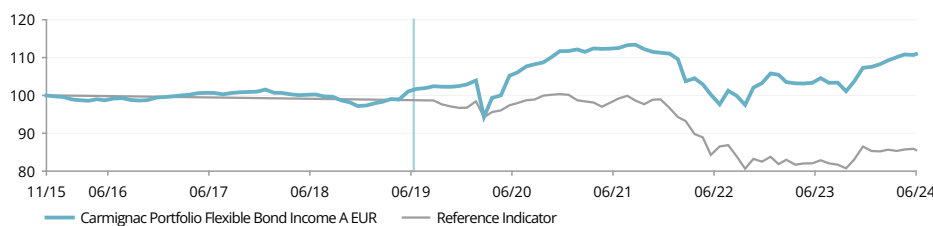
Carmignac Portfolio Flexible Bond is an international fixed income UCITS fund that implements interest rates and credit strategies across the globe while systematically hedging the currency risk. Its flexible and opportunistic style enables the Fund to implement a largely unconstrained, conviction-driven allocation strategy across global bond markets. In addition, the Fund seeks to invest sustainably for long-term growth and implements a socially responsible investment approach. The Fund aims to outperform its reference indicator over three years.

Fund Management analysis can be found on P.3

## PERFORMANCE

Past performance is not necessarily indicative of future performance. Performances are net of fees (excluding possible entrance fees charged by the distributor).

### FUND PERFORMANCE VS. REFERENCE INDICATOR SINCE LAUNCH (Basis 100 - Net of fees)



### CUMULATIVE AND ANNUALIZED PERFORMANCE (as of 28/06/2024 - Net of fees)

	Cumulative Performance (%)				Annualised Performance (%)			
	1 Year	3 Years	5 Years	Since 20/11/2015	3 Years	5 Years	Since 20/11/2015	Since 09/07/2019
<b>Income A EUR</b>	<b>7.11</b>	<b>-1.38</b>	<b>9.22</b>	<b>10.93</b>	<b>-0.46</b>	<b>1.78</b>	<b>1.21</b>	<b>1.8</b>
Reference Indicator	3.63	-12.78	-13.37	-14.45	-4.46	-2.83	-1.80	-2.8
Category Average	5.49	-2.04	1.86	7.01	-0.69	0.37	0.79	—
Ranking (Quartile)	2	2	1	2	2	1	2	—

Source: Morningstar for the category average and quartiles.

### ANNUAL PERFORMANCE (%) (Net of fees)

	2023	2022	2021	2020	2019	2018	2017	2016	2015
<b>Income A EUR</b>	<b>4.58</b>	<b>-8.01</b>	<b>-0.06</b>	<b>9.35</b>	<b>4.97</b>	<b>-3.40</b>	<b>1.44</b>	<b>-0.06</b>	<b>-0.42</b>
Reference Indicator	6.82	-16.93	-2.80	3.99	-2.45	-0.37	-0.36	-0.32	-0.02

### STATISTICS (%)

	3 Years	5 Years	Launch
Fund Volatility	5.2	5.2	4.1
Indicator Volatility	6.2	5.3	4.0
Sharpe Ratio	-0.4	0.2	0.2
Tracking Error	3.9	5.0	3.4

Calculation : Weekly basis

### VAR

Fund VaR	2.9%
----------	------



G. Rigeade



E. Ben Zimra

## KEY FIGURES

<b>Modified Duration</b>	3.0
<b>Yield to Maturity <sup>(1)</sup></b>	6.0%
<b>Average Rating</b>	BBB-
<b>Average Coupon</b>	4.6%
<b>Number of Bond Issuers</b>	152
<b>Number of Bonds</b>	195

(1) Calculated at the fixed income bucket level.

## FUND

**SFDR Fund Classification:** Article 8  
**Domicile:** Luxembourg  
**Fund Type:** UCITS  
**Legal Form:** SICAV  
**SICAV Name:** Carmignac Portfolio  
**Fiscal Year End:** 31/12  
**Subscription/Redemption:** Daily  
**Order Placement Cut-Off Time:** Before 18:00 (CET/CEST)  
**Fund Inception Date:** 14/12/2007  
**Fund AUM:** 1384M€ / 1484M\$ <sup>(2)</sup>  
**Fund Currency:** EUR

## SHARE

**Dividend Policy:** Distribution  
**Date of 1st NAV:** 20/11/2015  
**Base Currency:** EUR  
**Share class AUM:** 6.6M€  
**NAV:** 952.02€  
**Morningstar Category™:** EUR Flexible Bond

## FUND MANAGER(S)

Guillaume Rigeade since 09/07/2019  
 Eliezer Ben Zimra since 09/07/2019

## REFERENCE INDICATOR<sup>(3)</sup>

ICE BofA Euro Broad Market Index (coupons reinvested).

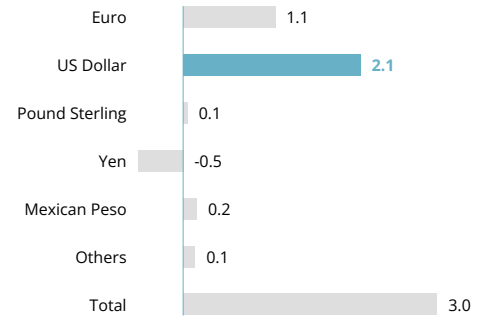
## OTHER ESG CHARACTERISTICS

Minimum % Taxonomy Alignment ..... 0%  
 Minimum % Sustainable Investments ..... 0%  
 Principal Adverse Impact Indicators ..... Yes

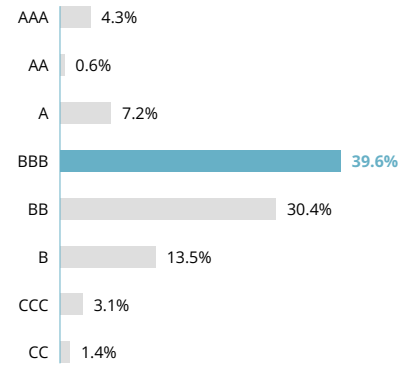
**ASSET ALLOCATION**

<b>Bonds</b>	<b>76.4%</b>
Government Bonds	15.9%
Developed Countries	11.3%
Emerging Markets	4.6%
<b>Corporate Bonds</b>	<b>55.1%</b>
High Yield	24.9%
Investment Grade	18.7%
Emerging Markets	11.4%
<b>Collateralized Loan Obligation (CLO)</b>	<b>5.5%</b>
<b>Equities</b>	<b>0.8%</b>
<b>Money Market</b>	<b>11.3%</b>
<b>Cash, Cash Equivalents and Derivatives Operations</b>	<b>11.5%</b>

**MODIFIED DURATION BY YIELD CURVE (IN BPS)**

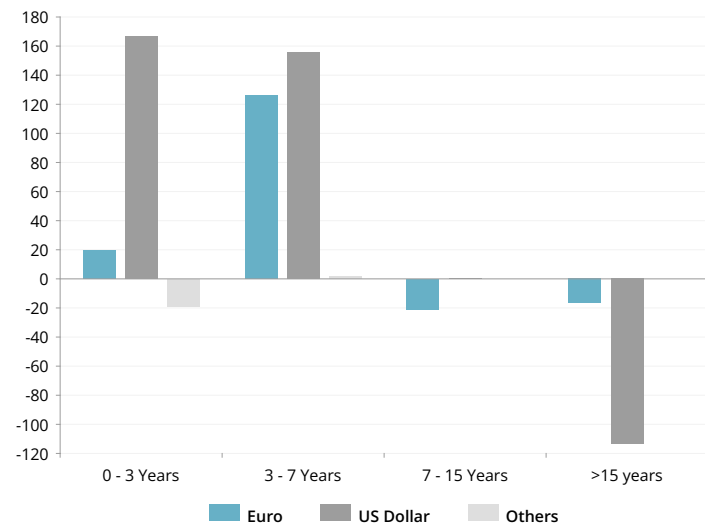


**RATING BREAKDOWN**

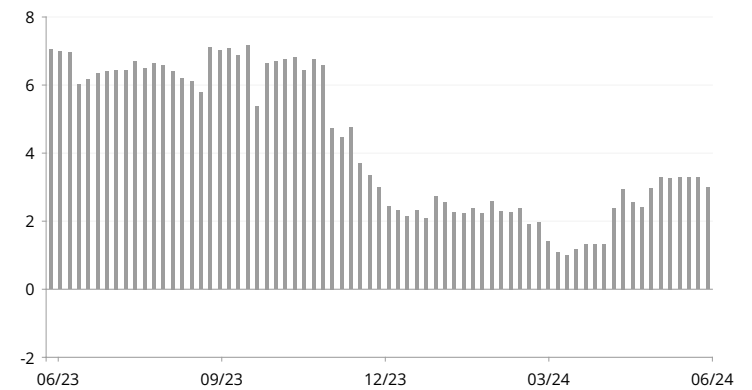


Rebased weights

**MODIFIED DURATION BY MATURITY BUCKET (IN BPS)**



**MODIFIED DURATION - 1 YEAR PERIOD**



**MARKETING COMMUNICATION**

Please refer to the KID/prospectus of the fund before making any final investment decisions. For more information please visit [www.carmignac.lu](http://www.carmignac.lu)

## FUND MANAGEMENT ANALYSIS



### MARKET ENVIRONMENT

- US inflationary pressure eased a little in June, with the rate falling to 3.3%, but momentum remained strong in the labour market and in services where activity picked up again.
- At its FOMC meeting, the US Federal Reserve therefore left its interest rates unchanged, with members predicting a cut by the end of this year.
- The ECB knocked 25 bps off its key interest rate at its monthly meeting, but reiterated that any future cuts will be data-dependent.
- However, risk aversion was high as the political spectrum became more polarised in European elections, causing spreads on the Itraxx Xover index to widen by 23 bps.
- The dissolution of France's National Assembly and rise of opposition groups revived fears about public finances, pushing the spread between French and German bond yields above the 80 bps threshold.



### PERFORMANCE COMMENTARY

- The Fund delivered a positive return in June despite fixed-income volatility.
- Our stock picking in corporate bond issuers made a positive contribution to performance despite some rather adverse market conditions.
- The Fund's modified duration was stable during the month, the main change being a reduction in our short position on Japanese bonds.
- We also increased our tactical hedging on credit indices during the European elections.



### OUTLOOK AND INVESTMENT STRATEGY

- Global economies should hold firm over the coming months as stimulus remains high at a time of military and trade conflict.
- This should underpin growth, suggesting that we should keep gross exposure to credit strategies high.
- However, inflation's return towards target levels could be a source of disappointment, and the market's optimism justifies the continued use of inflation-linked instruments within the portfolio.
- We are still convinced about the ability of short-term bonds to outperform given that real yields remain high and growth is robust.

## PORTFOLIO ESG SUMMARY

This financial product is classified Article 8 of the Sustainable Finance Disclosure Regulation (“SFDR”). The binding elements of the investment strategy used to select the investments to attain each of the environmental or social characteristics promoted by this financial product are :

- Corporate bond Investment universe is actively reduced by at least 20%;
- ESG analysis applied to at least 90% of issuers.

### PORTFOLIO ESG COVERAGE

Number of issuers in the portfolio	127
Number of issuers rated	120
Coverage Rate	94.5%

Source: Carmignac

### ESG SCORE

Carmignac Portfolio Flexible Bond Income A EUR	A
Reference Indicator*	AA

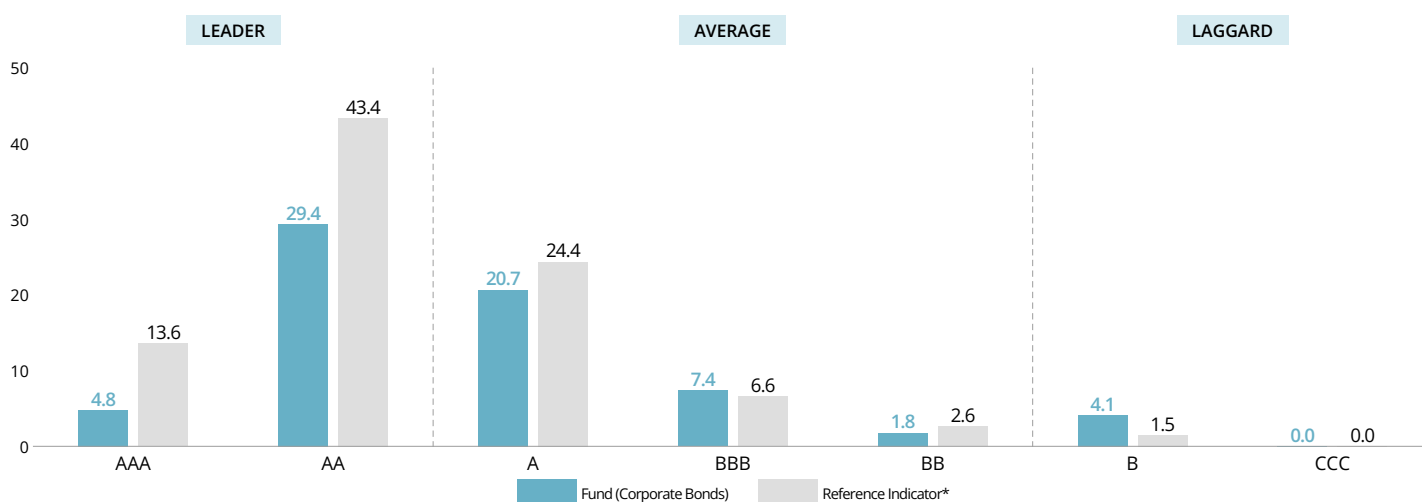
Source: MSCI ESG



RÉPUBLIQUE FRANÇAISE

09/2021

### MSCI ESG SCORE PORTFOLIO VS REFERENCE INDICATOR (%)



Source: MSCI ESG Score. ESG Leaders represent companies rated AAA and AA by MSCI. ESG Average represent companies rated A, BBB, and BB by MSCI. ESG Laggards represent companies rated B and CCC by MSCI. Portfolio ESG Coverage: 69.3%

### TOP 5 ESG RATED PORTFOLIO HOLDINGS

Company	Weight	ESG Rating
LA BANQUE POSTALE SA	1.0%	AAA
FINNAIR PLC	0.8%	AAA
PETROLEUM GEOSERVICES AS	0.4%	AAA
NATWEST GROUP PLC	1.2%	AA
TOTALENERGIES SE	0.6%	AA

Source: MSCI ESG

### TOP 5 ACTIVE WEIGHTS AND ESG SCORES

Company	Weight	ESG Score
ENI SPA	1.9%	A
NATWEST GROUP PLC	1.2%	AA
PUBLIC POWER CORPORATION SA	1.0%	BBB
CAIXABANK SA	0.9%	A
LA BANQUE POSTALE SA	0.9%	AAA

Source: MSCI ESG

\* Reference Indicator: ICE BofA Euro Broad Market Index (coupons reinvested). The reference to a ranking or prize, is no guarantee of the future results of the UCIS or the manager. For more information regarding product disclosure, please refer to the Sustainability-related Disclosures in accordance with Article 10 available on the Fund's webpage.

### MARKETING COMMUNICATION

Please refer to the KID/prospectus of the fund before making any final investment decisions. For more information please visit [www.carmignac.lu](http://www.carmignac.lu)

## GLOSSARY

**Duration:** A bond's duration is the period beyond which interest rate variations will no longer affect its return. The duration is like a discounted average lifetime of all flows (interest and capital).

**High yield:** A loan or bond rated below investment grade because of its higher default risk. The return on these securities is generally higher.

**Investment grade:** A loan or bond that rating agencies have rated AAA to BBB-, generally indicating relatively low default risk.

**Investment/net exposure rate:** The investment rate constitutes the volume of assets invested expressed as a percentage of the portfolio. Adding the impact of the derivatives to this investment rate results in the net exposure rate, which corresponds to the real percentage of asset exposure to a certain risk. Derivatives can be used to increase the underlying asset's exposure (stimulation) or reduce it (hedging).

**Modified duration:** A bond's modified duration measures the risk attached to a given change in the interest rate. Modified duration of +2 means that for an instantaneous 1% rate increase, the portfolio's value would drop by 2%.

**Net asset value:** Price of all units (in an FCP) or shares (in a SICAV).

**Rating:** The rating measures the creditworthiness of a borrower (bond issuer).

**SFDR Fund Classification:** Sustainable Finance Disclosure Regulation (SFDR) 2019/2088. EU Act that requires asset managers to classify funds into categories, "Article 8" funds promote environmental and social characteristics, "Article 9" funds have sustainable investments as a measurable objective. In addition to not promoting environmental or social characteristics, "Article 6" funds have no sustainable objectives. For more information, please refer to <https://eur-lex.europa.eu/eli/reg/2019/2088/oj>

**Sharpe ratio:** The Sharpe ratio measures the excess return over the risk-free rate divided by the standard deviation of this return. It thus shows the marginal return per unit of risk. When it is positive, the higher the Sharpe ratio, the more risk-taking is rewarded. A negative Sharpe ratio does not necessarily mean that the portfolio posted a negative performance, but rather that it performed worse than a risk-free investment.

**SICAV:** Société d'Investissement à Capital Variable (Open-ended investment company with variable capital)

**VaR:** Value at Risk (VaR) represents an investor's maximum potential loss on the value of a financial asset portfolio, based on a holding period (20 days) and confidence interval (99%). This potential loss is expressed as a percentage of the portfolio's total assets. It is calculated on the basis of a sample of historical data (over a two-year period).

**Volatility:** Range of price variation of a security, fund, market or index, which enables the measurement of risk over a given period. It is determined using the standard deviation obtained by calculating the square root of the variance. The variance is obtained by calculating the average deviation from the mean, which is then squared. The greater the volatility, the greater the risk.

**Yield to Maturity:** Yield to Maturity (YTM) is the estimated annual rate of return expected on a bond if held until maturity and assuming all payments made as scheduled and reinvested at this rate. For perpetual bonds, the next call date is used for computation. Note that the yield shown does not take into account the FX carry and fees and expenses of the portfolio. The portfolio's YTM is the weighted average individual bonds holdings' YTM within the portfolio.

## ESG DEFINITIONS & METHODOLOGY

**ESG:** E for Environment, S for Social, G for Governance

**ESG score Calculation:** Only the Equity and Corporate Bond holdings of the fund considered. Overall Fund Rating calculated using MSCI Fund ESG Quality Score methodology: excluding cash and non ESG-rated holdings, performing a weighted average of the normalized weights of the holdings and the Industry-Adjusted Score of the holdings, multiplied by (1+Adjustment%) which consists of the weight of positively trending ESG ratings minus the weight of ESG Laggards minus the weight of negatively trending ESG ratings. For a detailed explanation see "MSCI ESG Fund Ratings Methodology", Section 2.3. Updated June 2021. <https://www.msci.com/documents/1296102/15388113/MSCI+ESG+Fund+Ratings+Exec+Summary+Methodology.pdf/ec622acc-42a7-158f-6a47-ed7aa4503d4f?t=1562690846881>.

**Principal Adverse Impacts (PAI):** Negative, material, or potentially material effects on sustainability factors that result from, worsen, or are directly related to investment choices or advice performed by a legal entity. Examples include GHG emissions and carbon footprint.

**Sustainable Investments:** The SFDR defines sustainable investment as an investment in an economic activity that contributes to an environmental or social objective, provided that the investment does not significantly harm any environmental or social objective and that the investee companies follow good governance practices.

**Taxonomy Alignment:** In the context of an individual company, taxonomy alignment is defined as the proportion of a company's revenue that comes from activities that meet certain environmental criteria. In the context of an individual fund or portfolio, alignment is defined as the portfolio-weight weighted average taxonomy alignment of included companies. For more information, please follow this link: [https://ec.europa.eu/info/sites/default/files/business\\_economy\\_euro/banking\\_and\\_finance/documents/sustainable-finance-taxonomy-faq\\_en.pdf](https://ec.europa.eu/info/sites/default/files/business_economy_euro/banking_and_finance/documents/sustainable-finance-taxonomy-faq_en.pdf)

## CHARACTERISTICS

Share Class	Date of 1st NAV	Bloomberg	ISIN	Management Fee	Entry costs <sup>(1)</sup>	Exit costs <sup>(2)</sup>	Management fees and other administrative or operating costs <sup>(3)</sup>	Transaction costs <sup>(4)</sup>	Performance fees <sup>(5)</sup>	Minimum Initial Subscription <sup>(6)</sup>	Single Year Performance (%)				
											28.06.23-28.06.24	28.06.22-28.06.23	28.06.21-28.06.22	26.06.20-28.06.21	28.06.19-26.06.20
A EUR Acc	14/12/2007	CARCSPH LX	LU0336084032	Max. 1%	Max. 1%	—	1.2%	0.38%	20%	—	6.6	5.1	-12.0	6.9	3.6
A EUR Ydis	15/11/2013	CARCAEY LX	LU0992631050	Max. 1%	Max. 1%	—	1.2%	0.38%	20%	—	6.6	5.1	-12.0	6.9	3.6
A CHF Acc Hdg	19/07/2012	CARCSHA LX	LU0807689665	Max. 1%	Max. 1%	—	1.21%	0.5%	20%	—	4.5	3.8	-12.0	6.6	3.1
A USD Acc Hdg	19/07/2012	CARCSHU LX	LU0807689749	Max. 1%	Max. 1%	—	1.2%	0.5%	20%	—	7.7	7.5	-11.4	7.7	5.7
F EUR Acc	15/11/2013	CARCFEA LX	LU0992631217	Max. 0.55%	—	—	0.75%	0.38%	20%	—	6.9	5.6	-11.8	7.3	4.0
F CHF Acc Hdg	15/11/2013	CARCFCH LX	LU0992631308	Max. 0.55%	—	—	0.75%	0.5%	20%	—	5.0	4.2	-11.9	7.0	3.5
Income A EUR	20/11/2015	CACPAED LX	LU1299302684	Max. 1%	Max. 1%	—	1.21%	0.38%	20%	—	6.7	5.0	-12.0	7.0	3.6
F USD Acc Hdg	31/12/2021	CAPFBFH LX	LU2427321547	Max. 0.55%	—	—	0.76%	0.5%	20%	—	8.1	7.5	—	—	—
E EUR Acc	01/07/2022	CARBVAE LX	LU2490324337	Max. 1.4%	—	—	1.59%	0.38%	20%	—	5.8	—	—	—	—
A2 EUR Acc	02/11/2023	CPFBAEA LX	LU2668162196	Max. 1%	Max. 1%	—	1.2%	0.38%	20%	—	—	—	—	—	—

(1) of the amount you pay in when entering this investment. This is the most you will be charged. Carmignac Gestion doesn't charge any entry fee. The person selling you the product will inform you of the actual charge.

(2) We do not charge an exit fee for this product.

(3) of the value of your investment per year. This estimate is based on actual costs over the past year.

(4) of the value of your investment per year. This is an estimate of the costs incurred when we buy and sell the investments underlying the product. The actual amount varies depending on the quantity we buy and sell.

(5) when the share class overperforms the Reference indicator during the performance period. It will be payable also in case the share class has overperformed the reference indicator but had a negative performance. Underperformance is clawed back for 5 years. The actual amount will vary depending on how well your investment performs. The aggregated cost estimation above includes the average over the last 5 years, or since the product creation if it is less than 5 years.

(6) Please refer to the prospectus for the minimum subsequent subscription amounts. The prospectus is available on the website: [www.carmignac.com](http://www.carmignac.com).

## MAIN RISKS OF THE FUND

**INTEREST RATE:** Interest rate risk results in a decline in the net asset value in the event of changes in interest rates. **CREDIT:** Credit risk is the risk that the issuer may default. **CURRENCY:** Currency risk is linked to exposure to a currency other than the Fund's valuation currency, either through direct investment or the use of forward financial instruments. **EQUITY:** The Fund may be affected by stock price variations, the scale of which is dependent on external factors, stock trading volumes or market capitalization.

**The Fund presents a risk of loss of capital.**

## IMPORTANT LEGAL INFORMATION

Source: Carmignac at 28/06/2024. Copyright: The data published in this presentation are the exclusive property of their owners, as mentioned on each page. From 01/01/2013 the equity index reference indicators are calculated net dividends reinvested. This document may not be reproduced, in whole or in part, without prior authorisation from the management company. This document does not constitute a subscription offer, nor does it constitute investment advice. Access to the Fund may be subject to restrictions with regard to certain persons or countries. The Fund is not registered in North America, in South America, in Asia nor is it registered in Japan. The Funds are registered in Singapore as restricted foreign scheme (for professional clients only). The Fund has not been registered under the US Securities Act of 1933. The Fund may not be offered or sold, directly or indirectly, for the benefit or on behalf of a U.S. person, according to the definition of the US Regulation S and/or FATCA. The Fund presents a risk of loss of capital. The risks and fees are described in the KID (Key Information Document). The Fund's prospectus, KIDs and annual reports are available at [www.carmignac.com](http://www.carmignac.com), or upon request to the Management Company. The KID must be made available to the subscriber prior to subscription. The Management Company can cease promotion in your country anytime. Investors have access to a summary of their rights in English on the following link at section 6: [https://www.carmignac.com/en\\_US/article-page/regulatory-information-1788](https://www.carmignac.com/en_US/article-page/regulatory-information-1788) - In Switzerland, the Fund's respective prospectuses, KIDs and annual reports are available at [www.carmignac.ch](http://www.carmignac.ch), or through our representative in Switzerland, CACEIS (Switzerland) S.A., Route de Signy 35, CH-1260 Nyon. The paying agent is CACEIS Bank, Montrouge, Nyon Branch / Switzerland, Route de Signy 35, 1260 Nyon. - In the United Kingdom, the Funds' respective prospectuses, KIDs and annual reports are available at [www.carmignac.co.uk](http://www.carmignac.co.uk), or upon request to the Management Company, or for the French Funds, at the offices of the Facilities Agent at BNP PARIBAS SECURITIES SERVICES, operating through its branch in London: 55 Moorgate, London EC2R. This material was prepared by Carmignac Gestion, Carmignac Gestion Luxembourg or Carmignac UK Ltd and is being distributed in the UK by Carmignac Gestion Luxembourg. Reference to certain securities and financial instruments is for illustrative purposes to highlight stocks that are or have been included in the portfolios of funds in the Carmignac range. This is not intended to promote direct investment in those instruments, nor does it constitute investment advice. The Management Company is not subject to prohibition on trading in these instruments prior to issuing any communication. The portfolios of Carmignac funds may change without previous notice. The decision to invest in the promoted fund should take into account all its characteristics or objectives as described in its prospectus.