

CARMIGNAC PORTFOLIO EM DEBT F EUR ACC

LUXEMBOURG SICAV SUB-FUND

Recommended
minimum investment
horizon:

3 YEARS


LU2277146382

Monthly Factsheet - 31/01/2025

INVESTMENT OBJECTIVE

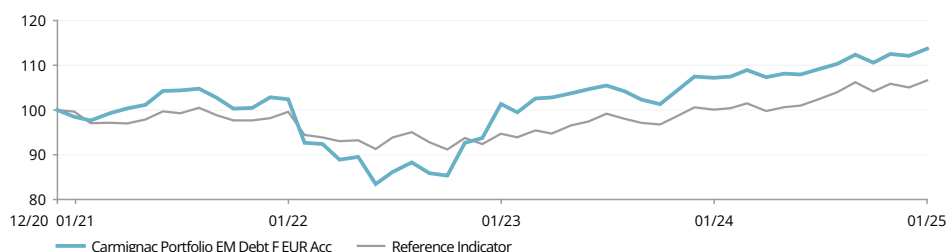
Carmignac Portfolio EM Debt promotes environmental and social characteristics investing in bonds and currencies across emerging markets through a flexible and conviction-driven approach. The Fund aims to generate positive risk-adjusted returns, over a minimum recommended investment period of three years, as well as outperform its reference indicator.

Fund management analysis can be found on P.3

PERFORMANCE

Past performance is not necessarily indicative of future performance. Performances are net of fees (excluding possible entrance fees charged by the distributor).

FUND PERFORMANCE VS. REFERENCE INDICATOR SINCE LAUNCH (Basis 100 - Net of fees)



CUMULATIVE AND ANNUALIZED PERFORMANCE (as of 31/01/2025 - Net of fees)

	Cumulative Performance (%)				Annualised Performance (%)		
	Since 31/12/2024	1 Month	1 Year	3 Years	Since 31/12/2020	3 Years	Since 31/12/2020
F EUR Acc	1.42	1.42	6.05	11.03	13.69	3.54	3.19
Reference Indicator	1.48	1.48	6.51	7.04	6.60	2.29	1.58
Category Average	0.97	0.97	11.67	7.76	10.24	2.52	2.42
Ranking (Quartile)	1	1	4	2	3	2	3

Source: Morningstar for the category average and quartiles.

ANNUAL PERFORMANCE (%) (Net of fees)

	2024	2023	2022	2021
F EUR Acc	4.30	14.67	-8.86	2.84
Reference Indicator	4.42	8.89	-5.90	-1.82

STATISTICS (%)

	1 Year	3 Years	Launch
Fund Volatility	4.1	11.3	10.4
Indicator Volatility	4.1	6.6	6.3
Sharpe Ratio	0.6	0.1	0.2
Beta	0.9	0.6	1.1
Alpha	-0.0	0.0	0.1

Calculation : Weekly basis

VAR

Fund VaR	4.1%
Indicator VaR	3.2%

PERFORMANCE CONTRIBUTION

Bond Portfolio	0.9%
Equity Derivatives	-0.0%
Bond Derivatives	0.1%
Currency Derivatives	0.6%
Cash and Others	-0.1%
Total	1.5%

Gross monthly performance



A. Adjriou



A. Alecci

KEY FIGURES

Modified Duration	7.0
Yield to Maturity⁽¹⁾	7.4%
Average Rating	BB+
Average Coupon	5.9%
Number of Bond Issuers	62
Number of Bonds	97

(1) Calculated at the fixed income bucket level.

FUND

SFDR Fund Classification: Article 8
Domicile: Luxembourg
Fund Type: UCITS
Legal Form: SICAV
SICAV Name: Carmignac Portfolio
Fiscal Year End: 31/12
Subscription/Redemption: Daily
Order Placement Cut-Off Time: Before 18:00 (CET/CEST)
Fund Inception Date: 31/07/2017
Fund AUM: 290M€ / 301M\$⁽²⁾
Fund Currency: EUR

SHARE

Dividend Policy: Accumulation
Date of 1st NAV: 31/12/2020
Base Currency: EUR
Share class AUM: 40M€
NAV (share): 113.69€
Morningstar Category™: Global Emerging Markets Bond

FUND MANAGER(S)

Abdelak Adjriou since 11/08/2023
 Alessandra Alecci since 11/09/2023

REFERENCE INDICATOR⁽³⁾

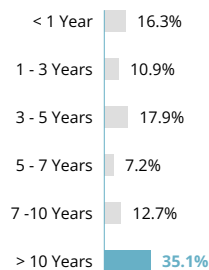
50% JPM GBI-EM Global Diversified Composite index + 50% JPM EMBI Global Diversified Hedged index.

OTHER ESG CHARACTERISTICS

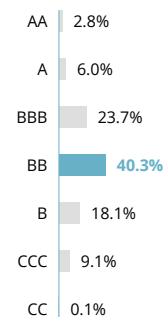
Minimum % Taxonomy Alignment 0%
 Minimum % Sustainable Investments 10%
 Principal Adverse Impact Indicators Yes

CARMIGNAC PORTFOLIO EM DEBT F EUR ACC**ASSET ALLOCATION**

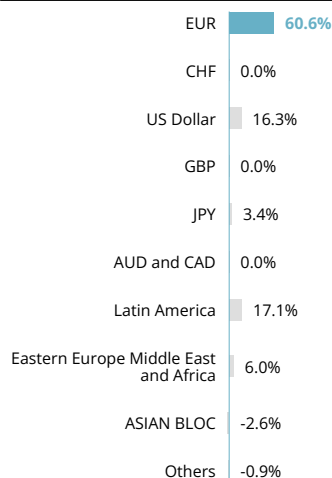
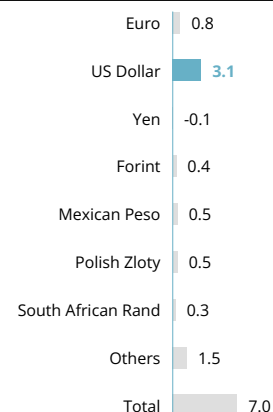
Bonds	89.5%
Developed Countries Government Bonds	0.5%
Europe	0.5%
Emerging Markets Government Bonds	70.3%
Africa	22.0%
Latin America	17.5%
Asia	7.5%
Eastern Europe	17.1%
Middle East	6.2%
Developed Countries Corporate Bonds	1.6%
Energy	0.3%
Financials	1.2%
Information Technology	0.1%
Emerging Markets Corporate Bonds	17.2%
Consumer Discretionary	0.3%
Energy	7.6%
Financials	5.7%
Industrials	1.1%
Materials	1.2%
Communication Services	0.9%
Utilities	0.4%
Cash, Cash Equivalents and Derivatives Operations	10.5%

MATURITY BREAKDOWN

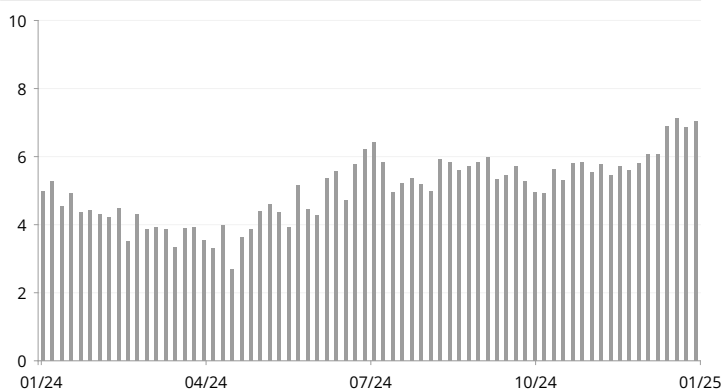
Maturity dates are based on the next call date when available.

RATING BREAKDOWN

Rebased weights

NET CURRENCY EXPOSURE OF THE FUND**MODIFIED DURATION BY YIELD CURVE (IN BPS)****TOP TEN - BONDS**

Name	Country	Rating	%
POLAND 2.00% 25/08/2036	Poland	Investment Grade	5.0%
SOUTH AFRICA 8.00% 31/01/2030	South Africa	High Yield	4.2%
SOUTH AFRICA 7.10% 19/11/2036	South Africa	High Yield	3.4%
ARGENTINA 4.12% 08/03/2025	Argentina	High Yield	2.7%
CZECH REPUBLIC 1.95% 30/07/2037	Czech Republic	Investment Grade	2.5%
SERBIA 1.50% 26/06/2029	Serbien	High Yield	2.4%
INDONESIA 7.00% 15/02/2033	Indonesia	Investment Grade	2.4%
EGYPT 5.88% 11/06/2025	Egypt	High Yield	2.2%
INDONESIA 6.88% 15/04/2029	Indonesia	Investment Grade	2.1%
IVORY COAST 6.88% 17/10/2040	Ivory Coast	High Yield	1.9%
Total			28.8%

MODIFIED DURATION - 1 YEAR PERIOD**MARKETING COMMUNICATION**

Please refer to the KID/prospectus of the fund before making any final investment decisions. For more information please visit www.carmignac.lu

FUND MANAGEMENT ANALYSIS



MARKET ENVIRONMENT

- The main news at the beginning of the year was the inauguration of Donald Trump, with the issuance of several executive orders, including the upcoming tariffs on its main trading partners.
- The Federal Reserve opted for a pause in its cycle of rate cuts at its meeting, despite GDP growth in Q4 2024 being less vigorous than expected at +2.3%, but considering a vigorous level of activity, as shown by employment data and consumer spending.
- The European Central Bank, for its part, lowered its key rate by 25 basis points to 2.75% as growth in the zone stagnated in the last quarter of 2024.
- Emerging local debts performed well over the month, particularly in Brazil, with 10-year rates falling, after a sharp rise at the end of 2024. Mexican and Colombian local rates also fell, with their local bonds posting good returns.
- Emerging external bonds (in hard currency) performed well in the wake of a tightening of credit spreads over the month.
- On the currency front, the pause in the appreciation of the dollar benefited EM currencies, which performed well. In this respect, we can mention the Latin American currencies, which rose over the month.



PERFORMANCE COMMENTARY

- In this context of a slight easing of interest rates in the United States, the Fund posted a positive performance, slightly below its reference indicator.
- On the local debt side, we benefited from our positions on Brazilian and Czech local rates.
- On the external debt side, our positions on the sovereign bonds of Ecuador, Egypt and Argentina made a positive contribution to performance.
- On the other hand, in a context where credit spreads tightened, our protections aimed at reducing our exposure to this market made a negative contribution.
- Finally, on the currency front, we benefited from our positions in the Brazilian real, the Colombian peso and the Polish zloty. However, our short positions in the Chinese yuan somewhat weighed on performance.

OUTLOOK AND INVESTMENT STRATEGY

- In a context of resilient global growth and inflation that continues to fall gradually, we expect the main central banks of developed and emerging countries to gradually continue their monetary easing. Thus, we are maintaining a relatively high level of modified duration, which has nevertheless been slightly lowered at the end of the period.
- On local rates, we favour central banks that are lagging the cycle, such as Mexico, Brazil and some Eastern European countries (Hungary) that benefit from high real rates.
- On the emerging external debt front, we are cautious about longer-term investment grade debt, as spreads are already relatively tight. That said, we see opportunities among rated high-yield securities, such as Ivory Coast and Colombia. We are also favourable to some lower-rated issuers with improving fundamentals, such as Argentina.
- Over the month, we strengthened our positions in Hungarian external debt following our trip. Hungary has a very orthodox monetary and fiscal policy, with inflation under control and a current account surplus. Despite these sound fundamentals, the country offers an attractive spread.
- On the contrary, we have reduced our positions on Romanian external debt. Credit spreads have widened in a context of increased political risk ahead of the elections, and the deterioration of the fiscal deficit, which rose to 8.7% of GDP in 2024, well above the 5% target.
- On credit, we are maintaining our positive, albeit cautious, bias due to high valuations and are maintaining a decent level of hedging on the Itraxx Xover to protect the portfolio from the risk of widening spreads
- Finally, with regard to currencies, we now have moderate exposure to the US dollar, following the strong rally triggered by Trump's election, and we are maintaining limited exposure to emerging market currencies. However, we are diversifying our exposure to the currencies of central banks that are less accommodating, while the Fed continues its monetary normalisation and China implements stimulus measures, a selection of Latin American currencies (BRL, MXN, COP), the Hungarian forint, and a short position on the Chinese yuan.



MARKETING COMMUNICATION

Please refer to the KID/prospectus of the fund before making any final investment decisions. For more information please visit www.carmignac.lu

PORTFOLIO ESG SUMMARY

This financial product is classified Article 8 of the Sustainable Finance Disclosure Regulation ("SFDR"). The binding elements of the investment strategy used to select the investments to attain each of the environmental or social characteristics promoted by this financial product are :

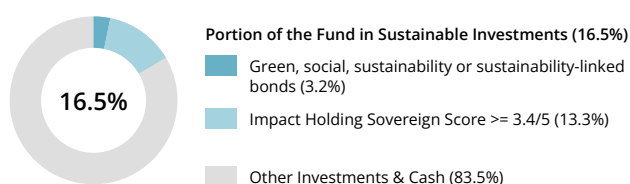
- A minimum of 10% of the Sub-Fund's net assets are invested in emerging market sovereign or quasi sovereign debt issuers within the top quartile of the sustainability score distribution ($\geq 3.4/5$) or green, social, sustainable and sustainability-linked corporate or sovereign bonds;
- Corporate bond Investment universe is actively reduced by at least 20%;
- ESG analysis applied to at least 90% of issuers;
- The minimum levels of sustainable investments with environmental and social objectives are respectively 1% and 1% of the Sub-Fund's net assets;
- At least 60% of its net assets in emerging markets sovereign and quasi-sovereign debt investments respecting the following portfolio composition rules: 60% have a sustainability score of 3 or higher in the scoring system, 90% have a sustainability score of 2.6 or higher in the scoring system, Average exposure weighted sustainability score is above 3.

PORTFOLIO ESG COVERAGE

Number of issuers in the portfolio	62
Number of issuers rated	60
Coverage Rate	96.8%

Source: Carmignac

SUSTAINABLE INVESTMENTS (NET ASSETS)



SOVEREIGN ANALYSIS

INTERNAL ESG SCORING

Carmignac Portfolio EM Debt F EUR Acc	Reference Indicator*
3.1	3.1

RATING DISTRIBUTION BY COMPONENTS

	Fund	Reference Indicator*
Environment	3.6	3.5
CO2 Per Capita	3.2	2.9
Share of Renewables	4.0	4.0
Adjustment	-0.1	-0.1
Social	3.0	3.0
Education	3.1	3.3
GDP Per Capita	3.1	3.2
GINI Coefficient	3.0	3.0
Life Expectancy	2.7	2.8
Adjustment	0.1	-0.2
Governance	2.9	2.8
Current Account Position	3.0	3.2
Debt Position	2.8	2.8
Fiscal Position	2.2	2.3
Adjustment	-0.2	-0.4
Overall	3.2	3.1
With %Alloc. in Countries with Score ≥ 2.6	96.9%	94.2%
With %Alloc. in Countries with Score ≥ 3	69.5%	64.9%

*Reference Indicator: 50 JP Morgan GBI Emerging Markets Global Diversified Composite Unhedged EUR Index JGENVUEG 50 JPMorgan EMBI Global Diversified EUR hedged Index JPEIDHEU

For more information regarding product disclosure, please refer to the Sustainability-related Disclosures in accordance with Article 10 available on the Fund's webpage.

MARKETING COMMUNICATION

Please refer to the KID/prospectus of the fund before making any final investment decisions. For more information please visit www.carmignac.lu

Our Proprietary **Impact Model Sovereign Score** identifies ESG related risks and opportunities and integrates them in investment decisions. The approach uses objective data from public sources and qualitative adjustments can be performed to reflect recent events not yet factored into the indicators. Numerical scoring system goes from 1 (Bad) to 5 (Good) with 3 as a neutral point for each country.

For the assessment of the **Green, Social, Sustainable and Sustainability-Linked-Bonds**, the Bloomberg sustainable debt indicators are used for screening of company debt securities which have self-reported sustainability features. Considerations such as whether the instrument is classified under recognised market standards (International Capital Markets Association or Climate Bond Initiative) or have third party assurance are important to our assessment.

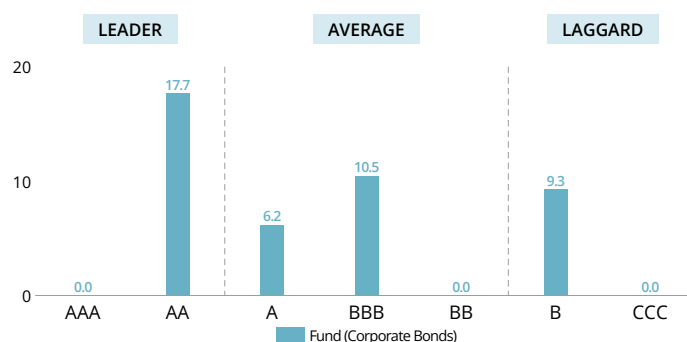
CORPORATE ANALYSIS

Carmignac Portfolio EM Debt F EUR Acc

A

Source: MSCI ESG

MSCI ESG SCORE PORTFOLIO



Source: MSCI ESG Score. ESG Leaders represent companies rated AAA and AA by MSCI. ESG Average represent companies rated A, BBB, and BB by MSCI. ESG Laggards represent companies rated B and CCC by MSCI. Portfolio ESG Coverage: 43.8%

TOP 5 ESG RATED PORTFOLIO HOLDINGS

Company	Weight	ESG Rating
ING GROEP NV	1.2%	AA
BANCO MERCANTIL DEL NORTE SA GRAND CAYMAN BRANCH	0.6%	AA
BBVA MXICO SA INSTITUCIN DE BANCA MULTIPLE GRUPO FINANCIERO	0.5%	AA
MEDCO MAPLE TREE PTE LTD	0.4%	AA
BANCO MERCANTIL DEL NORTE SA DE CV	0.3%	AA

Source: MSCI ESG

GLOSSARY

Alpha: Alpha measures the performance of a portfolio compared to its reference indicator. Negative alpha means the fund performed less well than its reference indicator (e.g. if the indicator increased by 10% in one year and the fund increased by only 6%, its alpha is -4). Positive alpha means the fund performed better than its reference indicator (e.g. if the indicator increased by 6% in one year and the fund increased by 10%, its alpha is 4).

Beta: Beta measures the relationship between the fluctuations of the net asset values of the fund and the fluctuations of the levels of its reference indicator. Beta of less than 1 indicates that the fund "cushions" the fluctuations of its index (beta = 0.6 means that the fund increases by 6% if the index increases by 10% and decreases by 6% if the index falls by 10%). Beta higher than 1 indicates that the fund "magnifies" the fluctuations of its reference indicator (beta = 1.4 means that the fund increases by 14% when the index increases by 10% but also decreases by 14% when the index decreases by 10%). Beta of less than 0 indicates that the fund reacts inversely to the fluctuations of its reference indicator (beta = -0.6 means that the fund falls by 6% when the index increases by 10% and vice versa).

Capitalisation: A company's stock market value at any given moment. It is obtained by multiplying the number of shares of a company by its stock exchange price.

Duration: A bond's duration is the period beyond which interest rate variations will no longer affect its return. The duration is like a discounted average lifetime of all flows (interest and capital).

High yield: A loan or bond rated below investment grade because of its higher default risk. The return on these securities is generally higher.

Investment grade: A loan or bond that rating agencies have rated AAA to BBB-, generally indicating relatively low default risk.

Investment/net exposure rate: The investment rate constitutes the volume of assets invested expressed as a percentage of the portfolio. Adding the impact of the derivatives to this investment rate results in the net exposure rate, which corresponds to the real percentage of asset exposure to a certain risk. Derivatives can be used to increase the underlying asset's exposure (stimulation) or reduce it (hedging).

Modified duration: A bond's modified duration measures the risk attached to a given change in the interest rate. Modified duration of +2 means that for an instantaneous 1% rate increase, the portfolio's value would drop by 2%.

Net asset value: Price of all units (in an FCP) or shares (in a SICAV).

Rating: The rating measures the creditworthiness of a borrower (bond issuer).

SFDR Fund Classification: Sustainable Finance Disclosure Regulation (SFDR) 2019/2088. EU Act that requires asset managers to classify funds into categories, "Article 8" funds promote environmental and social characteristics, "Article 9" funds have sustainable investments as a measurable objective. In addition to not promoting environmental or social characteristics, "Article 6" funds have no sustainable objectives. For more information, please refer to <https://eur-lex.europa.eu/eli/reg/2019/2088/oj>

Sharpe ratio: The Sharpe ratio measures the excess return over the risk-free rate divided by the standard deviation of this return. It thus shows the marginal return per unit of risk. When it is positive, the higher the Sharpe ratio, the more risk-taking is rewarded. A negative Sharpe ratio does not necessarily mean that the portfolio posted a negative performance, but rather that it performed worse than a risk-free investment.

SICAV: Société d'Investissement à Capital Variable (Open-ended investment company with variable capital)

VaR: Value at Risk (VaR) represents an investor's maximum potential loss on the value of a financial asset portfolio, based on a holding period (20 days) and confidence interval (99%). This potential loss is expressed as a percentage of the portfolio's total assets. It is calculated on the basis of a sample of historical data (over a two-year period).

Volatility: Range of price variation of a security, fund, market or index, which enables the measurement of risk over a given period. It is determined using the standard deviation obtained by calculating the square root of the variance. The variance is obtained by calculating the average deviation from the mean, which is then squared. The greater the volatility, the greater the risk.

Yield to Maturity: Yield to Maturity (YTM) is the estimated annual rate of return expected on a bond if held until maturity and assuming all payments made as scheduled and reinvested at this rate. For perpetual bonds, the next call date is used for computation. Note that the yield shown does not take into account the FX carry and fees and expenses of the portfolio. The portfolio's YTM is the weighted average individual bonds holdings' YTM within the portfolio.

ESG DEFINITIONS & METHODOLOGY

ESG: E for Environment, S for Social, G for Governance

ESG score Calculation: Only the Equity and Corporate Bond holdings of the fund considered. Overall Fund Rating calculated using MSCI Fund ESG Quality Score methodology: excluding cash and non ESG-rated holdings, performing a weighted average of the normalized weights of the holdings and the Industry-Adjusted Score of the holdings, multiplied by (1+Adjustment%) which consists of the weight of positively trending ESG ratings minus the weight of ESG Laggards minus the weight of negatively trending ESG ratings. For a detailed explanation see "MSCI ESG Fund Ratings Methodology", Section 2.3. Updated June 2023. <https://www.msci.com/documents/1296102/34424357/MSCI+ESG+Fund+Ratings+Methodology.pdf>

Principal Adverse Impacts (PAI): Negative, material, or potentially material effects on sustainability factors that result from, worsen, or are directly related to investment choices or advice performed by a legal entity. Examples include GHG emissions and carbon footprint.

Sustainable Investments: The SFDR defines sustainable investment as an investment in an economic activity that contributes to an environmental or social objective, provided that the investment does not significantly harm any environmental or social objective and that the investee companies follow good governance practices.

Taxonomy Alignment: In the context of an individual company, taxonomy alignment is defined as the proportion of a company's revenue that comes from activities that meet certain environmental criteria. In the context of an individual fund or portfolio, alignment is defined as the portfolio-weight weighted average taxonomy alignment of included companies. For more information, please follow this link: https://ec.europa.eu/info/sites/default/files/business_economy_euro/banking_and_finance/documents/sustainable-finance-taxonomy-faq_en.pdf

CHARACTERISTICS

Share Class	Date of 1st NAV	Bloomberg	ISIN	Management Fee	Entry costs ⁽¹⁾	Exit costs ⁽²⁾	Management fees and other administrative or operating costs ⁽³⁾	Transaction costs ⁽⁴⁾	Performance fees ⁽⁵⁾	Minimum Initial Subscription ⁽⁶⁾
A EUR Acc	31/07/2017	CAUEMAE LX	LU1623763221	Max. 1.2%	Max. 2%	—	1.4%	0.38%	20%	—
F EUR Acc	31/12/2020	CAUEMFE LX	LU2277146382	Max. 0.65%	—	—	0.85%	0.38%	20%	—
F USD Ydis Hdg	28/05/2021	EMEDEDH LX	LU2346238343	Max. 0.65%	—	—	0.85%	0.46%	20%	—
A USD Acc Hdg	31/12/2021	CAPEDAH LX	LU2427320812	Max. 1.2%	Max. 2%	—	1.38%	0.38%	20%	—
F USD Acc Hdg	31/12/2021	CAPEDFH LX	LU2427320903	Max. 0.65%	—	—	0.85%	0.41%	20%	—
I EUR Acc	24/04/2024	CAREMIE LX	LU2638444914	Max. 0.65%	—	—	0.77%	0.38%	20%	EUR 10000000

(1) of the amount you pay in when entering this investment. This is the most you will be charged. Carmignac Gestion doesn't charge any entry fee. The person selling you the product will inform you of the actual charge.

(2) We do not charge an exit fee for this product.

(3) of the value of your investment per year. This estimate is based on actual costs over the past year.

(4) of the value of your investment per year. This is an estimate of the costs incurred when we buy and sell the investments underlying the product. The actual amount varies depending on the quantity we buy and sell.

(5) when the share class overperforms the Reference indicator during the performance period. It will be payable also in case the share class has overperformed the reference indicator but had a negative performance. Underperformance is clawed back for 5 years. The actual amount will vary depending on how well your investment performs. The aggregated cost estimation above includes the average over the last 5 years, or since the product creation if it is less than 5 years.

(6) Please refer to the prospectus for the minimum subsequent subscription amounts. The prospectus is available on the website: www.carmignac.com.

MAIN RISKS OF THE FUND

EMERGING MARKETS: Operating conditions and supervision in "emerging" markets may deviate from the standards prevailing on the large international exchanges and have an impact on prices of listed instruments in which the Fund may invest. **INTEREST RATE:** Interest rate risk results in a decline in the net asset value in the event of changes in interest rates. **CURRENCY:** Currency risk is linked to exposure to a currency other than the Fund's valuation currency, either through direct investment or the use of forward financial instruments. **CREDIT:** Credit risk is the risk that the issuer may default.

The Fund presents a risk of loss of capital.

IMPORTANT LEGAL INFORMATION

Source: Carmignac at 31/01/2025. **This document is intended for professional clients.** Copyright: The data published in this presentation are the exclusive property of their owners, as mentioned on each page. From 01/01/2013 the equity index reference indicators are calculated net dividends reinvested. This document may not be reproduced, in whole or in part, without prior authorisation from the management company. This document does not constitute a subscription offer, nor does it constitute investment advice. Access to the Fund may be subject to restrictions with regard to certain persons or countries. The Fund is not registered in North America, in South America, in Asia nor is it registered in Japan. The Funds are registered in Singapore as restricted foreign scheme (for professional clients only). The Fund has not been registered under the US Securities Act of 1933. The Fund may not be offered or sold, directly or indirectly, for the benefit or on behalf of a U.S. person, according to the definition of the US Regulation S and/or FATCA. The Fund presents a risk of loss of capital. The risks and fees are described in the KID (Key Information Document). The Fund's prospectus, KIDs and annual reports are available at www.carmignac.com, or upon request to the Management Company. The KID must be made available to the subscriber prior to subscription. The Management Company can cease promotion in your country anytime. Investors have access to a summary of their rights in English on the following link at section 5: https://www.carmignac.com/en_US/regulatory-information. - In Switzerland, the Fund's respective prospectuses, KIDs and annual reports are available at www.carmignac.ch, or through our representative in Switzerland, CACEIS (Switzerland) S.A., Route de Signy 35, CH-1260 Nyon. The paying agent is CACEIS Bank, Montrouge, Nyon Branch / Switzerland, Route de Signy 35, 1260 Nyon. - In the United Kingdom, the Funds' respective prospectuses, KIDs and annual reports are available at www.carmignac.co.uk, or upon request to the Management Company, or for the French Funds, at the offices of the Facilities Agent at BNP PARIBAS SECURITIES SERVICES, operating through its branch in London: 55 Moorgate, London EC2R. This material was prepared by Carmignac Gestion, Carmignac Gestion Luxembourg or Carmignac UK Ltd and is being distributed in the UK by Carmignac Gestion Luxembourg. Reference to certain securities and financial instruments is for illustrative purposes to highlight stocks that are or have been included in the portfolios of funds in the Carmignac range. This is not intended to promote direct investment in those instruments, nor does it constitute investment advice. The Management Company is not subject to prohibition on trading in these instruments prior to issuing any communication. The portfolios of Carmignac funds may change without previous notice. The decision to invest in the promoted fund should take into account all its characteristics or objectives as described in its prospectus.